




JĘZYK ANGIELSKI – 5- 6 latki

Bardzo proszę o powtarzanie z dziećmi poniższych słówek, wykonanie karty pracy oraz zapoznanie się z piosenką pt. „One little finger” znajdującą się w linku poniżej.


SŁÓWKA:

DAILY ROUTINES – CODZINENE CZYNNOŚCI

- GET UP – WSTAWAĆ
- HAVE A SHOWER – BRAĆ PRYSZNIC
- HAVE A BREAKFAST – JEŚĆ SNIADANIE
- WORK – PRACOWAĆ
- DO THE SHOPPING – ROBIĆ ZAKUPY
- READ A BOOK – CZYTAC KSIĄŻKĘ
- WATCH TV – OGLĄDAĆ TELEWIZJE
- WALK THE DOG – WYJŚĆ Z PSEM
- HAVE A DINNER – JEŚĆ OBIAD



Karta pracy: Dopasuj podpisy do obrazków



GET UP



WATCH TV



HAVE A SHOWER



HAVE A BREAKFAST

LINK DO PIOSENKI: <https://supersimple.com/song/one-little-finger/>

One little finger, one little finger, one little finger.
Tap tap tap.
Point your finger up.
Point your finger down.
Put it on your head. Head!

One little finger, one little finger, one little finger.
Tap tap tap.
Point your finger up.
Point your finger down.
Put it on your nose. Nose!

One little finger, one little finger, one little finger.
Tap tap tap.
Point your finger up.
Point your finger down.
Put it on your chin. Chin!

One little finger, one little finger, one little finger.
Tap tap tap.
Point your finger up.
Point your finger down.
Put it on your arm. Arm!

One little finger, one little finger, one little finger.
Tap tap tap.
Point your finger up.
Point your finger down.
Put it on your leg. Leg!

One little finger, one little finger, one little finger.
Tap tap tap.
Point your finger up.
Point your finger down.
Put it on your foot. Foot!
Put it on your leg. Leg!
Put it on your arm. Arm!
Put it on your chin. Chin!
Put it on your nose. Nose!
Put it on your head. Head!
Now let's wave goodbye. Goodbye!